

# Dairy Farm Monitor Project 2021-22

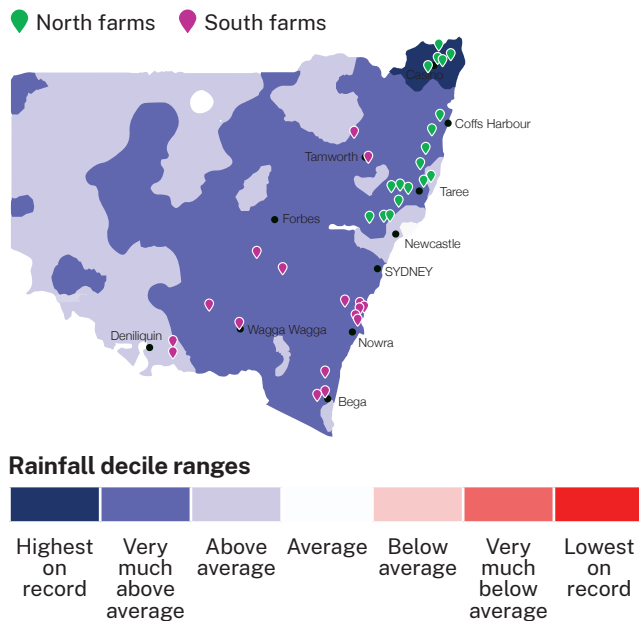
## New South Wales Statewide Performance

- The Dairy Farm Monitor Project (DFMP) surveyed **36 NSW dairy farms** to provide industry and government with timely, farm level data to targeted strategy and decision making.
- DFMP encourages the application of whole farm analysis principles on NSW farm businesses.

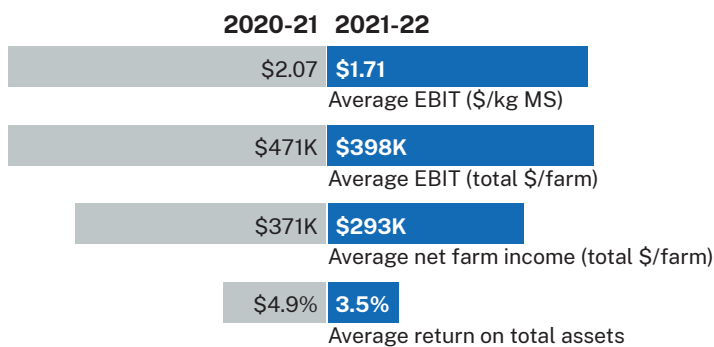
### Dairying in NSW

There were approximately 494 dairy businesses in NSW producing 1.07 billion litres or 12.5% of Australia's national production in 2021-22.

### Dairy Farm Monitor Project farm locations and rainfall in 2021-22



**In 2021-22, profit\* was achieved on the majority of farm businesses (33 of the 36 participants)**



\*Profit as measured by earnings before interest and tax per kilogram milk solids

**2% ▲** increase in average milk price to **\$9.31/kg MS**

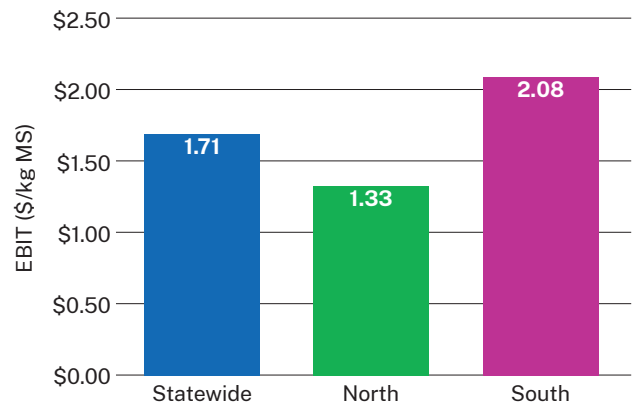
**12% ▲** increase in heard costs to **\$0.47/kg MS**

**8% ▲** increase in total feed costs to **\$4.24/kg MS**

**10% ▲** increase in overhead costs to **\$3.76/kg MS**

### Profitability

Average NSW profits were the second highest since 2020-21. Strong milk prices and livestock trading conditions supported strong gross farm incomes, however the challenging season and increased costs constrained higher profits on many farms. The impact of the wet conditions was less severe in general in inland regions which resulted in some farms generating a strong profit.



### Concerns as reported by farm businesses (next 12 months)

